

Tutorial: Spiral Rope Stitch


Needed Materials:

Toho beads – 11o

Toho beads – 15o

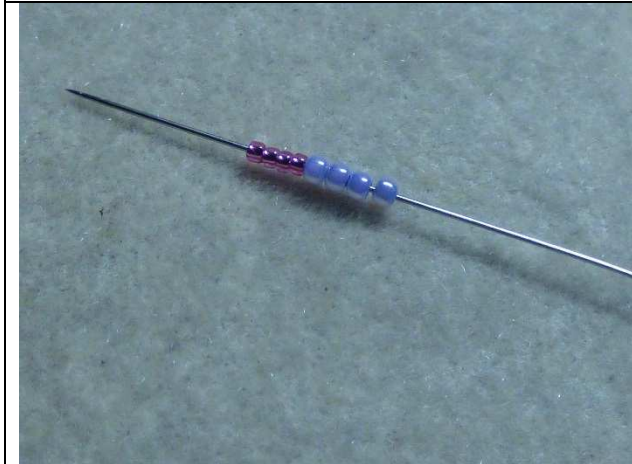
Fireline thread 6lb

Needle #12



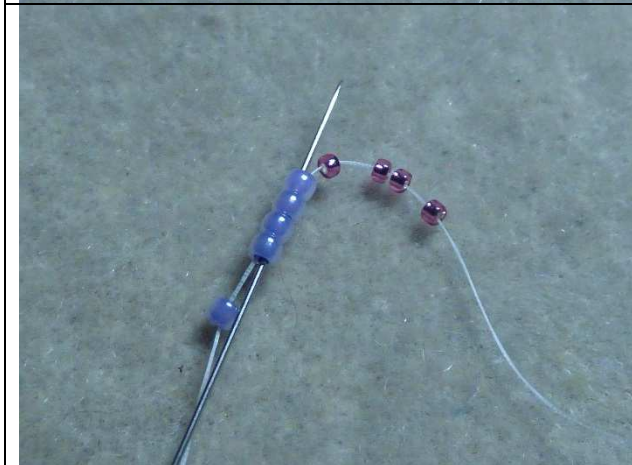
Step 1:

Pick up 1 11o and pass back around through it to make it a stopper bead.



Step 2:


Pick up 4 11os, and 4 15os.



Pass back up through all 4 11os just added.




This is what it should look like.



Step 3:

Pick up 1 11o, and 4 15os.



Pass back up the last 4 11os, which includes the 11o you just added.



This is what it should look like.



Repeat step 3 until you are satisfied
with the length of your design.

And you are finished!